



# **KOTTAKKAL FAROOK**

## **ARTS & SCIENCE COLLEGE**

PARAPPUR P.O, KOTTAKKAL, MALAPPURAM DISTRICT, KERALA, 676503

**INTERNAL QUALITY ASSURANCE CELL (IQAC)**

**ALUMNI FEEDBACK REPORT**

**2019-2020**

---

# Alumni Feedback Analysis 2019-2020

Kottakkal Farook Arts & Science College (KFASC) is dedicated to providing an enriching environment for its alumni, enhancing their skills and preparing them for future challenges. To continually improve and assess our services, we collect feedback from our alumni each year. This IQAC-led quality enhancement process includes feedback collection on various aspects such as administrative support, curriculum design, extracurricular activities, infrastructure, and more.

For the academic year 2019-2020, a total of 313 alumni provided their feedback.

This report provides an analysis of the alumni feedback collected for the academic year 2019-2020. The feedback covers various attributes of the college, including administrative support, curriculum design, extracurricular activities, infrastructure, and more. The graphical representation provides a visual summary of the feedback.

1. Enhance Administrative Support:

- Improve responsiveness and support for alumni queries and administrative processes.

2. Curriculum Design Improvement:

- Continuously update and enhance the curriculum to meet current industry standards and alumni expectations.

3. Extracurricular Activities:

- Expand and diversify extracurricular activities and student clubs to provide a well-rounded experience.

4. Infrastructure Development:

- Invest in infrastructure upgrades and maintenance to ensure a conducive learning environment.

5. Support for Higher Studies and Competitive Exams:

- Provide more resources and guidance for alumni pursuing higher studies and preparing for competitive exams.

6. Internship and Placement Support:

- Strengthen the support system for internships and placements, ensuring better career opportunities for alumni.

7. Learning Resources Enhancement:

- Ensure the availability and accessibility of learning resources such as library materials and laboratories.

---

8. Institutional Environment:

- Foster a positive and supportive institutional environment that promotes overall development.

9. Skill Development and Employability:

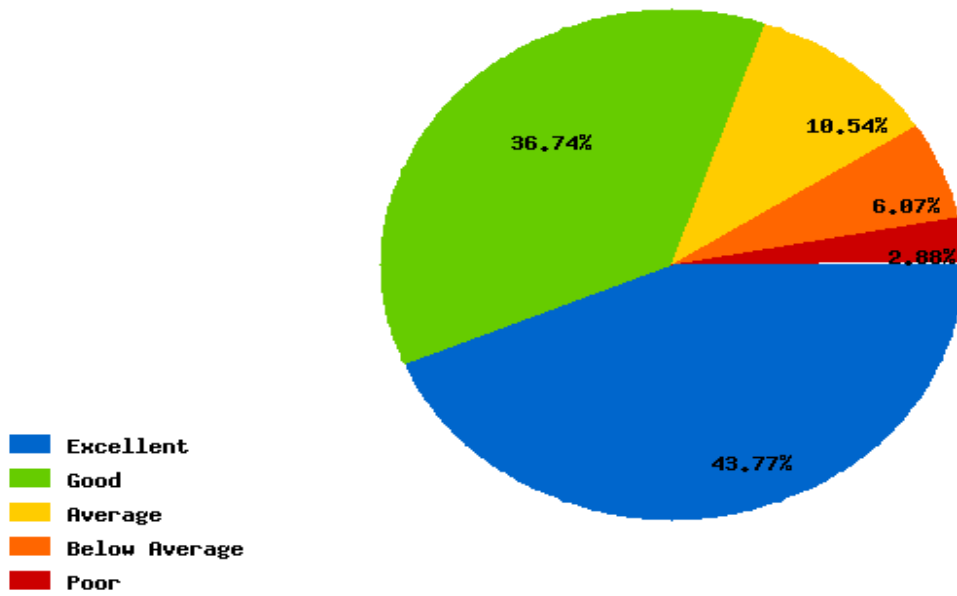
- Enhance skill development programs to improve employability and career prospects for alumni.

10. Teaching Quality and Faculty Interaction:

- Maintain high standards of teaching quality and encourage meaningful interactions between faculty and alumni.

---

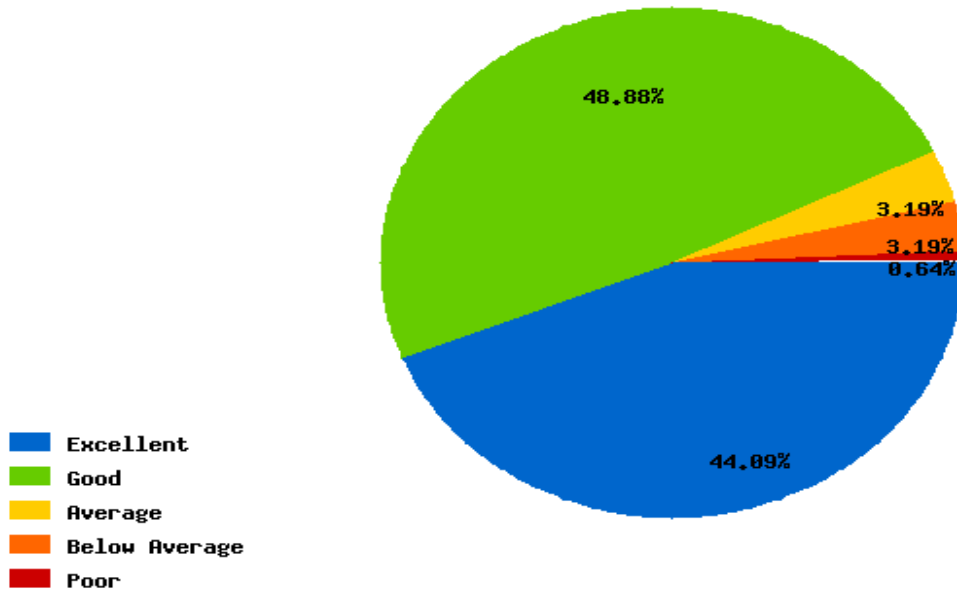
**1. Administrative Support and Responsiveness**  
(Total responses: 313)



The majority (43.77%) of alumni rated Administrative Support and Responsiveness as excellent. An additional 36.74% rated it as good, indicating general satisfaction. However, 6.07% rated it below average, and 2.88% rated it poor, suggesting potential areas for improvement. A smaller percentage (10.54%) rated it as average, possibly indicating room for improvement.

---

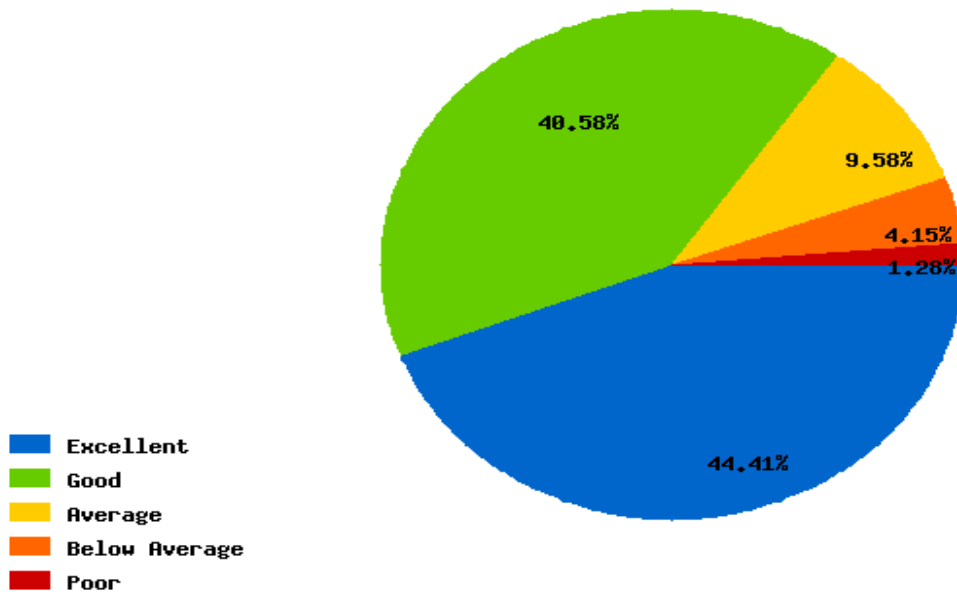
**2. Curriculum Design and Content (Total responses: 313)**



The majority (44.09%) of alumni rated Curriculum Design and Content as excellent. An additional 48.88% rated it as good, indicating general satisfaction. However, 3.19% rated it below average, and 0.64% rated it poor, suggesting potential areas for improvement. A smaller percentage (3.19%) rated it as average, possibly indicating room for improvement.

---

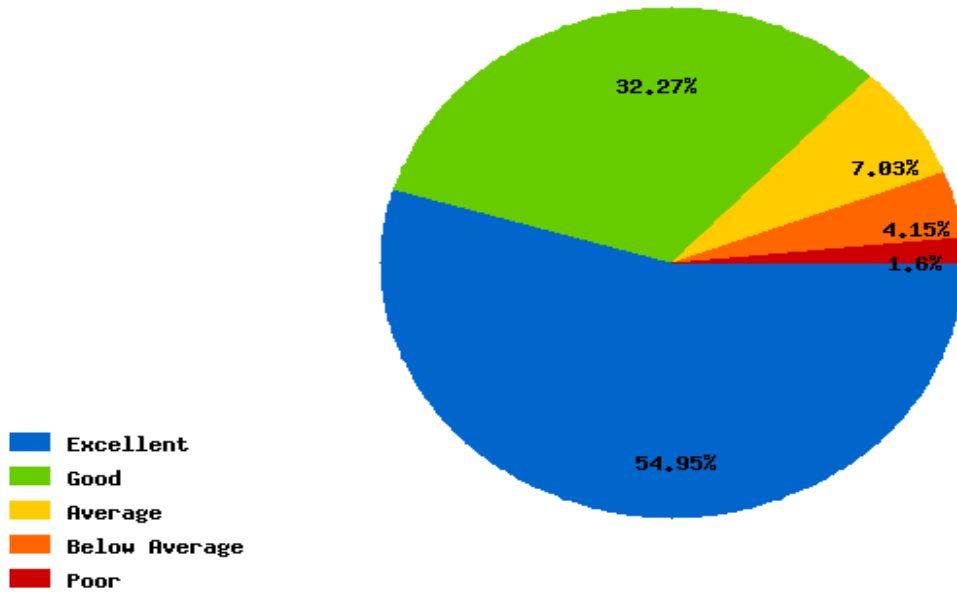
**3. Extracurricular Activities and Student Clubs**  
(Total responses: 313)



The majority (44.41%) of alumni rated Extracurricular Activities and Student Clubs as excellent. An additional 40.58% rated it as good, indicating general satisfaction. However, 4.15% rated it below average, and 1.28% rated it poor, suggesting potential areas for improvement. A smaller percentage (9.58%) rated it as average, possibly indicating room for improvement.

---

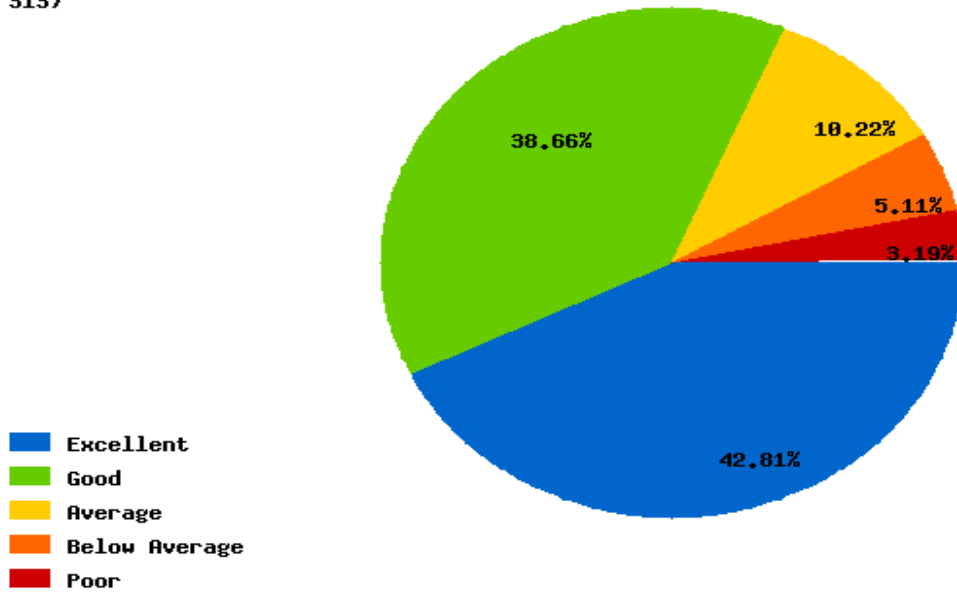
**4. Infrastructure and Facilities (Total responses: 313)**



The majority (54.95%) of alumni rated Infrastructure and Facilities as excellent. An additional 32.27% rated it as good, indicating general satisfaction. However, 4.15% rated it below average, and 1.6% rated it poor, suggesting potential areas for improvement. A smaller percentage (7.03%) rated it as average, possibly indicating room for improvement.

---

**5. Institution's support for higher studies and competitive exam preparation (Total responses: 313)**

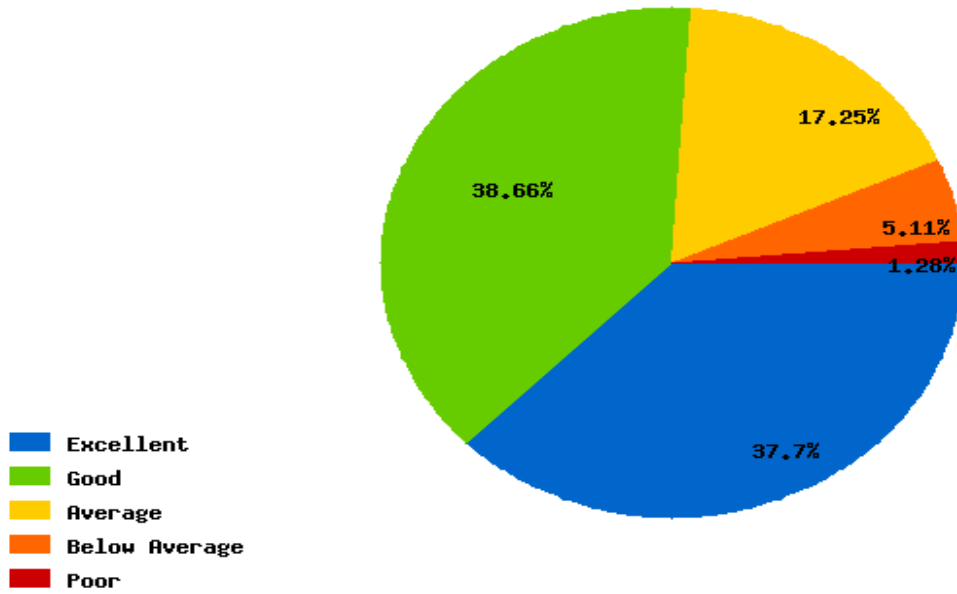


The majority (42.81%) of alumni rated Institution's support for higher studies and competitive exam preparation as excellent. An additional 38.66% rated it as good, indicating general satisfaction. However, 5.11% rated it below average, and 3.19% rated it poor, suggesting potential areas for improvement. A smaller percentage (10.22%) rated it as average, possibly indicating room for improvement.



---

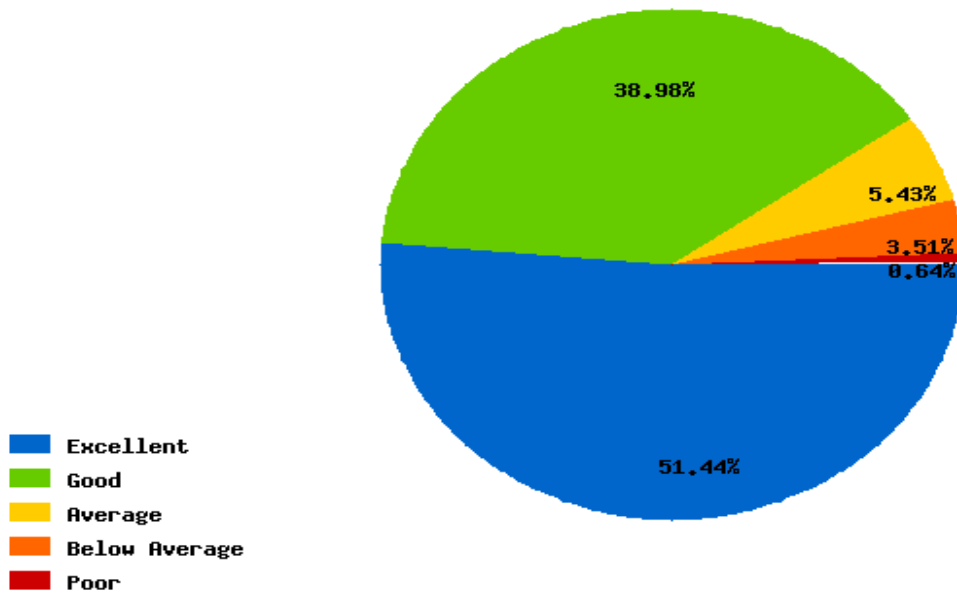
**6. Internship and Placement Support (Total responses: 313)**



The majority (37.7%) of alumni rated Internship and Placement Support as excellent. An additional 38.66% rated it as good, indicating general satisfaction. However, 5.11% rated it below average, and 1.28% rated it poor, suggesting potential areas for improvement. A smaller percentage (17.25%) rated it as average, possibly indicating room for improvement.

---

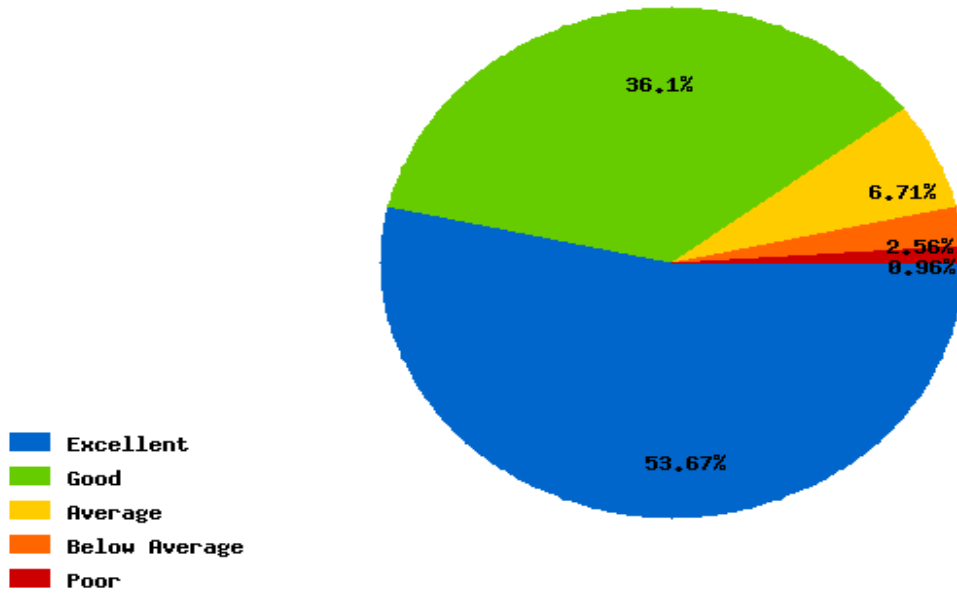
**7. Learning Resources (e.g., library, laboratories) (Total responses: 313)**



The majority (51.44%) of alumni rated Learning Resources (e.g., library, laboratories) as excellent. An additional 38.98% rated it as good, indicating general satisfaction. However, 3.51% rated it below average, and 0.64% rated it poor, suggesting potential areas for improvement. A smaller percentage (5.43%) rated it as average, possibly indicating room for improvement.

---

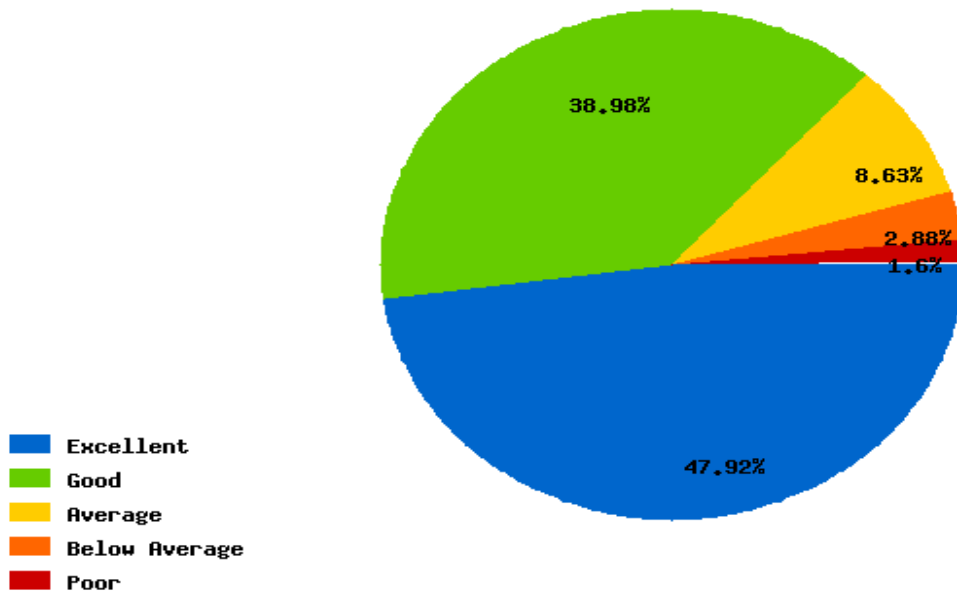
**8. Overall Institutional Environment (Total responses: 313)**



The majority (53.67%) of alumni rated Overall Institutional Environment as excellent. An additional 36.1% rated it as good, indicating general satisfaction. However, 2.56% rated it below average, and 0.96% rated it poor, suggesting potential areas for improvement. A smaller percentage (6.71%) rated it as average, possibly indicating room for improvement.

---

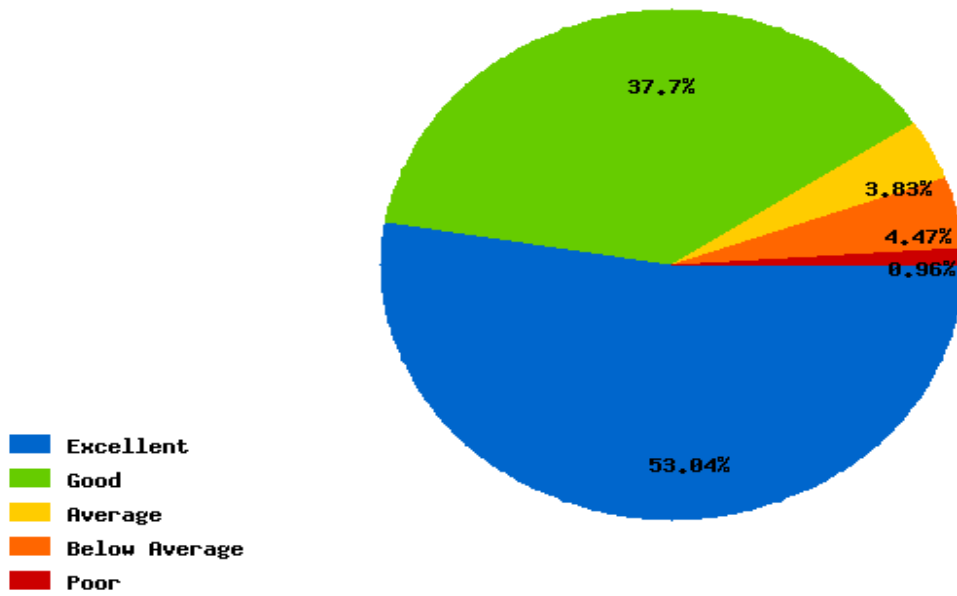
**9. Skill Development and Employability Enhancement**  
(Total responses: 313)



The majority (47.92%) of alumni rated Skill Development and Employability Enhancement as excellent. An additional 38.98% rated it as good, indicating general satisfaction. However, 2.88% rated it below average, and 1.6% rated it poor, suggesting potential areas for improvement. A smaller percentage (8.63%) rated it as average, possibly indicating room for improvement.

---

**10. Teaching Quality and Faculty-Student Interaction (Total responses: 313)**



The majority (53.04%) of alumni rated Teaching Quality and Faculty-Student Interaction as excellent. An additional 37.7% rated it as good, indicating general satisfaction. However, 4.47% rated it below average, and 0.96% rated it poor, suggesting potential areas for improvement. A smaller percentage (3.83%) rated it as average, possibly indicating room for improvement.

---

## **Conclusion**

This feedback analysis provides a comprehensive understanding of the institution's strengths and areas for improvement from the perspective of our alumni. By addressing the areas highlighted in the feedback, we can further enhance the overall experience for future students and alumni, ensuring they are well-prepared for their careers and personal growth.